




Don't Make Excuses

✎小朋友，請你想想看，你曾經有沒有因為害怕被老師、父母責備就編理由(說謊)的事呢?請你用寫的或是用畫的紀錄在下面的空白處:

events 事件	make excuses 找藉口
<ul style="list-style-type: none"> •因為太貪玩沒有把作業寫完 •因為打電動打到太晚沒有寫作業  	<ul style="list-style-type: none"> •作業放在家裡 •放在補習班的袋子，忘記拿起來 •被小狗吃掉了

附件二

A Big Book Activity: Don't Make Excuses

 請小組討論並畫出你們組別最常編理由的事件，接著上台和同學分享

A: That's not my fault. (這不是我的錯).

It's _____ (mom's, brother's, sister's) fault.

events 事件	make excuses 找藉口

B: Don't make excuses! Don't blame others. (全班同學一起說)

Don't Make Excuses, Baby (Song)

<https://www.youtube.com/watch?v=1RuKqrqaA6M>



Lyrics:

Not mine, not mine, it's not my fault.

Not mine, not mine, it's not my fault.

It's not my fault

It's the blanket's fault.

It held(握) me so tight.

So I could not get up .

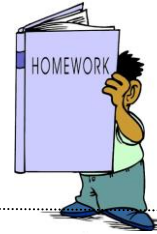


Not mine, not mine, it's not my fault

Not mine, not mine, it's not my fault

It's not my fault. It's the bag's fault.

It lost (不見) my homework. So I could not bring(帶) it.



Not mine, not mine, it's not my fault.

Not mine, not mine, it's not my fault.

It's not my fault.



It's the block's fault. It went here and there. I could not put it away.

It's Mom's, It's Mom's, It's Mom's Fault.

It's Mom's, It's Mom's, It's Mom's Fault .

It's mine, it's mine, it's all my fault.

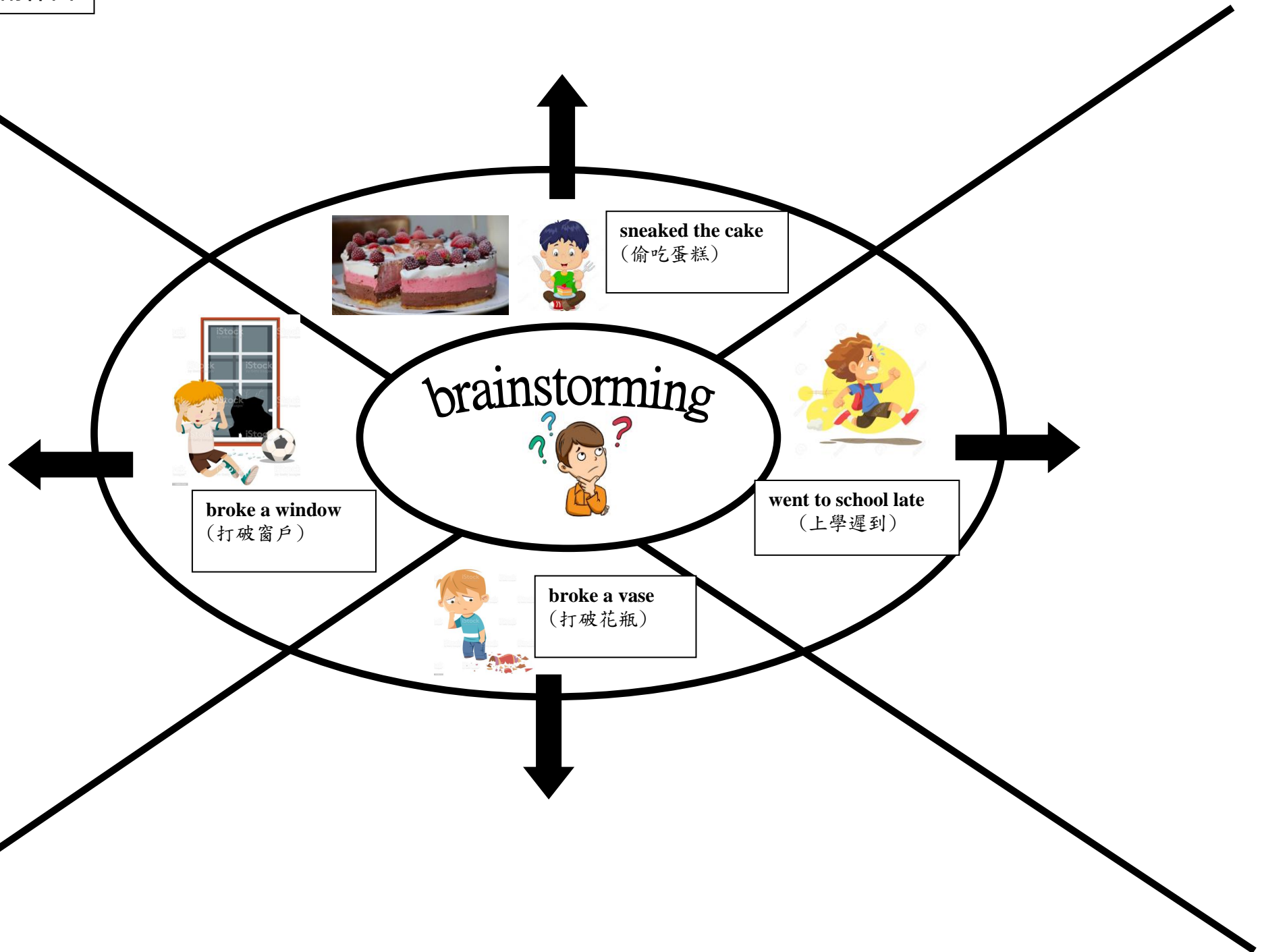
It's mine, it's mine, it's all my fault.

It is all my fault. I won't blame others. (責備他人)

I'll do it by myself. I have no excuse.


I'll do it by myself. I have no excuse. (我不會再找藉口)





Directions:

- (1) Color the school (將圖片塗上顏色)
- (2) Cut the school (將圖片剪下)
- (3) Glue the top of the school on the box of the writing prompt page
(剪下後的圖片黏在附件五-2 的黏貼處)
- (4) Fold up to lift the top (往上對折)






Be responsible at school

Glue the top of the
school picture here

將圖片黏在這

Be responsible at school



1. Choose three pictures. (挑選三個負責任的圖片)

2. Cut out your choices and glue them in the square under your school flap. (剪下圖片貼在方格中)



Story 1-1

A-Di: Let's play soccer.

Students: Oops.

Teacher : A-Di, did you do this?

A-Di: Yes, but it's not my fault. Brian pushed me.



Story 1-2

A-Di: Let's play soccer.

Students: Oops.

Teacher : A-Di, did you do this?

A-Di: Yes, it's my fault. I will be more careful next time.

Story 2-1

A-Di : Doggie!! Doggie! Come here.

Doggie: Ah-WOO!!

Mom: A-Di, what happened to the dog ?

A-Di: That's not my fault. He hurt himself.



Story 2-2 (Write and Draw)

A-Di : Doggie!! Doggie! Come here.

Doggie: Ah-WOO!! (想一個劇情)

Mom: A-Di, what happened to the dog ?

A-Di: That's not my fault. It's _____ fault.



Story3-1

Mom: Do not skateboard at home.

A-Di: OK!

Mom: A-Di, did you do this?

A-Di: That's not my fault. The dog was in my way.




Story3-2(Write and Draw)

Mom: Do not skateboard at home.

A-Di: OK!

Mom: A-Di, did you do this? (想一個劇情)



A-Di: That's not my fault. It's _____ fault. (負面)

Yes, it's my fault. I will be more careful next time. (正面)

Story 4-1

Teacher: A-Di, did you do this? (老師指著地上的紙屑)

A-Di: Yes, but that's not my fault. It was the wind.



Story 4-2(Write and Draw)

Teacher: A-Di, did you do this? (老師指著地上的紙屑)

A-Di: Yes, but that's not my fault. It's _____ fault. (負面)

Yes, it's my fault. I will be more careful next time. (正面)



附件七

**Be responsible, be safe, be respectful !
Hey, Hey, Hey!**



**Be responsible, be safe, be respectful !
Hey, Hey, Hey!**

**I was the line leader today,
because my teacher said I was responsible that way
and when I walked to lunch everyone followed me, it
was cool, it was good, it was GREAT to be**

**Be responsible, be safe, be respectful!
Hey, Hey, Hey!**



**Be responsible, be safe, be respectful!
Hey, Hey, Hey!**



**I had to go to the clinic today, so I went with a friend
because it's safer that way.**

**Two by two, she walked next to me,
it was great, it was cool, it was good, it was GREAT to
be**

**Be responsible, be safe, be respectful!
Hey, Hey, Hey!**



**Be responsible, be safe, be respectful!
Hey, Hey, Hey!**



**I raised my hand in class today,
because I respect my friends that way
and**

**when I raise my hand, the teacher called on me,
it was cool, it was good, it was GREAT to be
Be responsible, be safe, be respectful
Hey, Hey, Hey!**



Be responsible, be safe, be respectful

Hey, Hey, Hey!



**Treat others the way you want to be treated,
that's the golden rule.**

**Being responsible, safe and respectful
will always, always be COOL!**

Be responsible, be safe, be respectful

Hey, Hey, Hey!



Be responsible, be safe, be respectful

Hey, Hey, Hey!



Review the Story



回想一下故事情節，根據故事的將劇情連結起來，並在中間的欄位寫出(畫出)一個負責任的回應



alarm doesn't work



broke a window



broke a vase



go to school late



hand in homework



The dog is in my way.




Brain push me.














dog eat homework



Responsible and Respectful

 Choose the boxes in which the children are being responsible and respectful

小朋友，請選出代表負責任與尊重的圖片，最後一個格子請你幫忙畫上去唷！

			
listening	being messy	helping others	raising hands
			
being kind	not listening	sharing	bullying
			
blame others	pushing others	sitting nicely	

Prediction



Draw a picture of what you predict will happen next

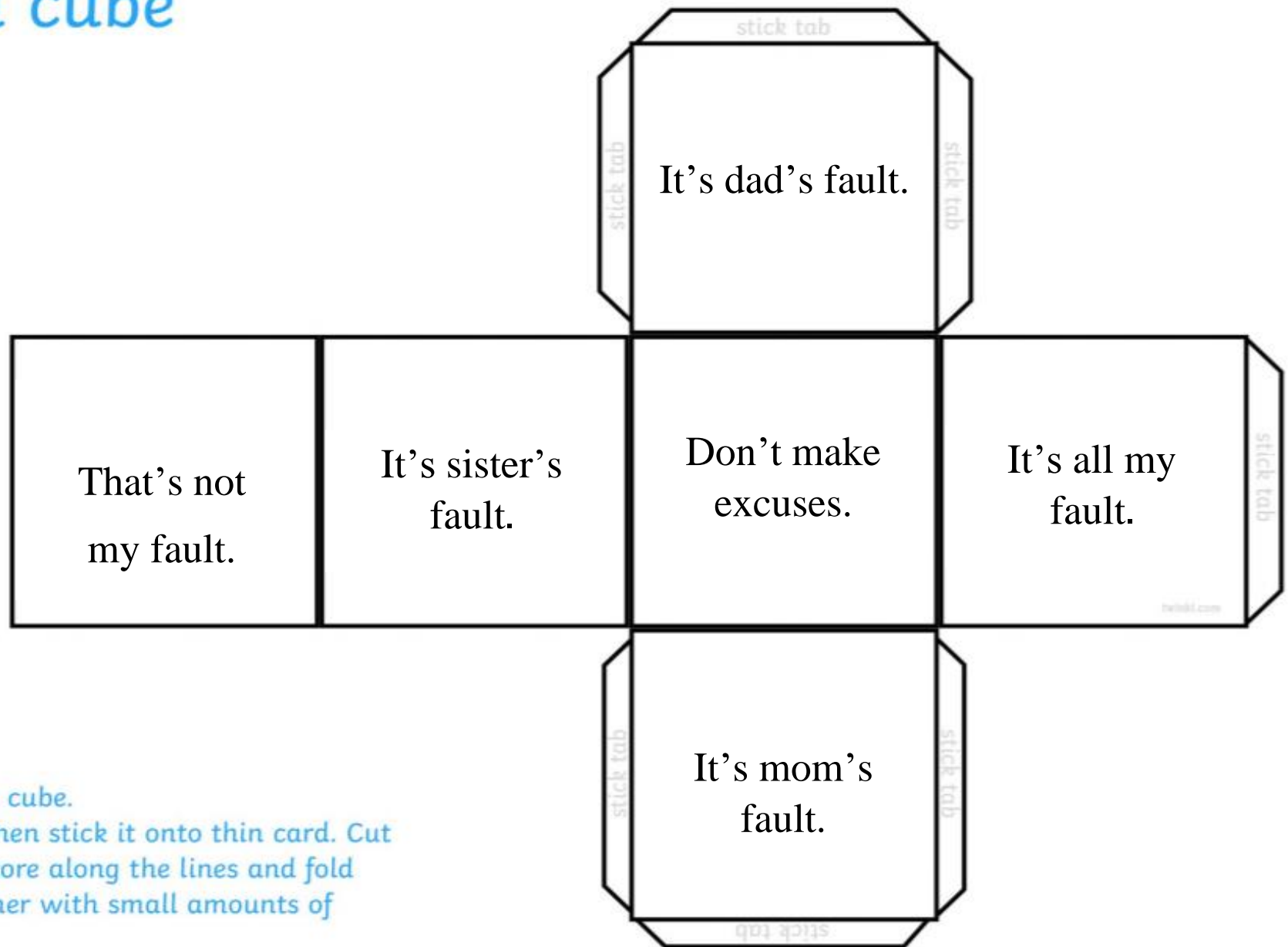
小朋友，請你預測一下故事的結局，並把它畫出來

Why do you predict this will happen next?

請你說說看，為什麼你會預測是這種結局呢？


小朋友，請你將骰子剪下來後，再把它黏起來

Net of a cube



This is a net for a cube.
Print it out and then stick it onto thin card. Cut it out and then score along the lines and fold them. Stick together with small amounts of glue.


Net of a cube



This is a net for a cube.

Print it out and then stick it onto thin card. Cut it out and then score along the lines and fold them. Stick together with small amounts of glue.

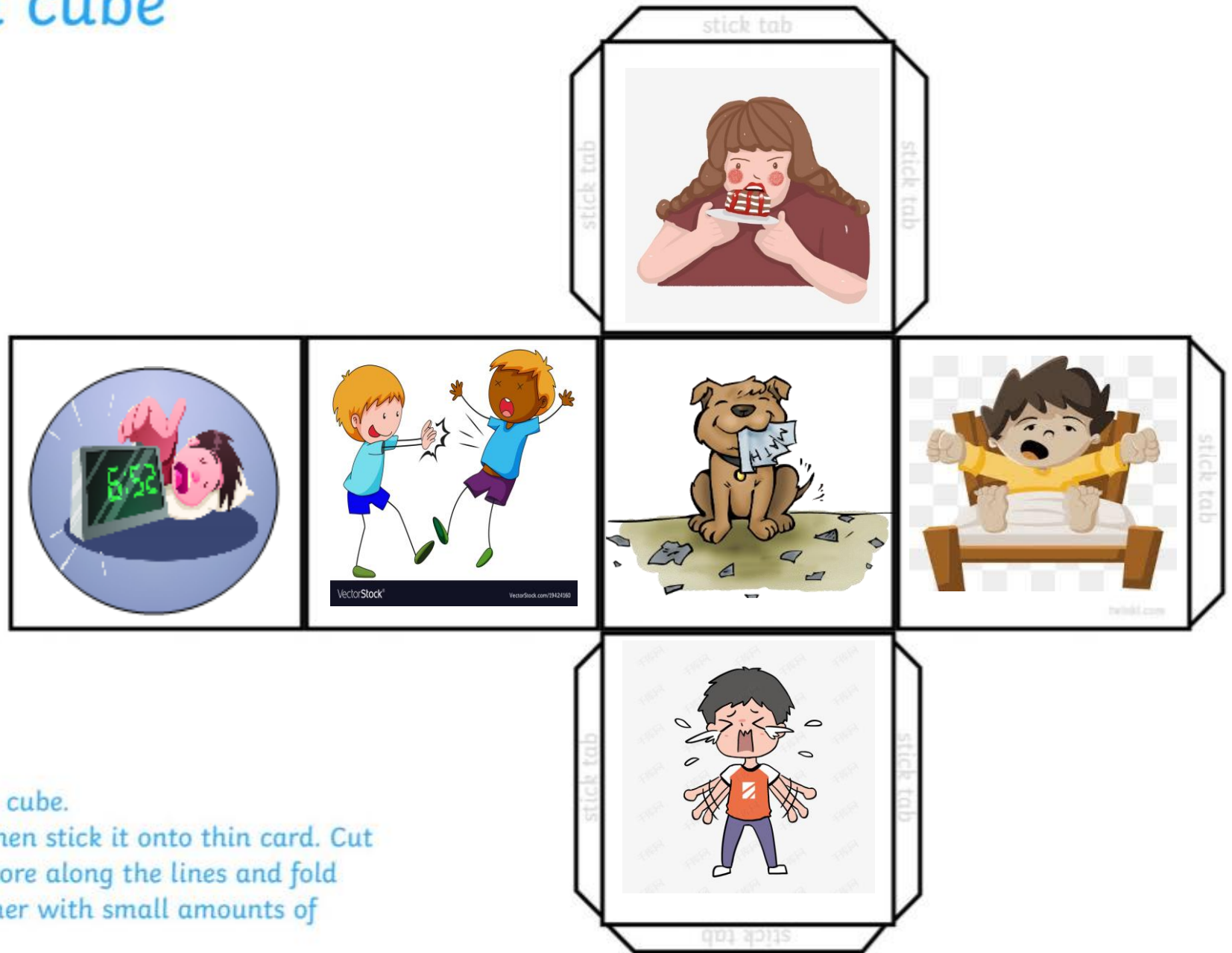
Net of a cube



This is a net for a cube.

Print it out and then stick it onto thin card. Cut it out and then score along the lines and fold them. Stick together with small amounts of glue.

Net of a cube



This is a net for a cube.

Print it out and then stick it onto thin card. Cut it out and then score along the lines and fold them. Stick together with small amounts of glue.